




### Writing Page: Steps to a Healthy Smile

Instructions: Cut out the tooth brushing steps at the bottom page and glue them in the correct order.


First




Next



Then



Last



Instructions: Draw a picture of your face with your big smile, full of teeth. Make sure to draw the correct number of teeth and draw them how they look – pointy or flat, narrow or wide.

